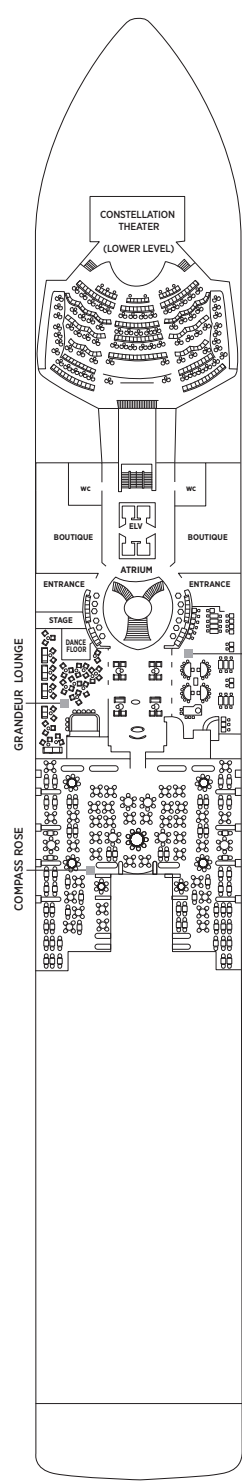


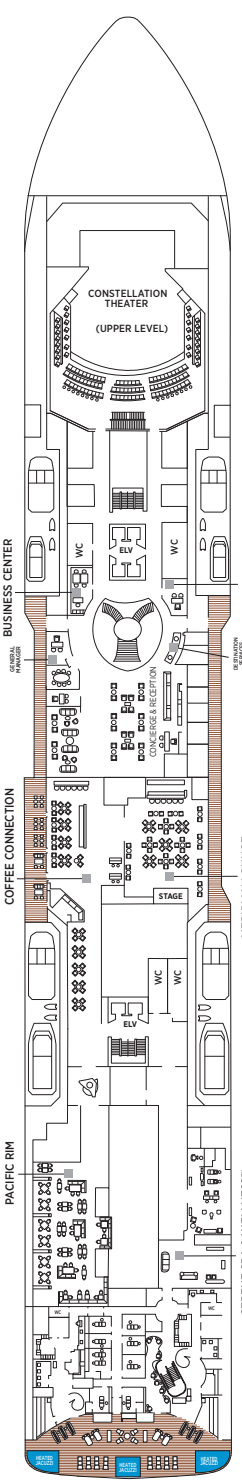
# Seven Seas Grandeur™ DECK PLANS



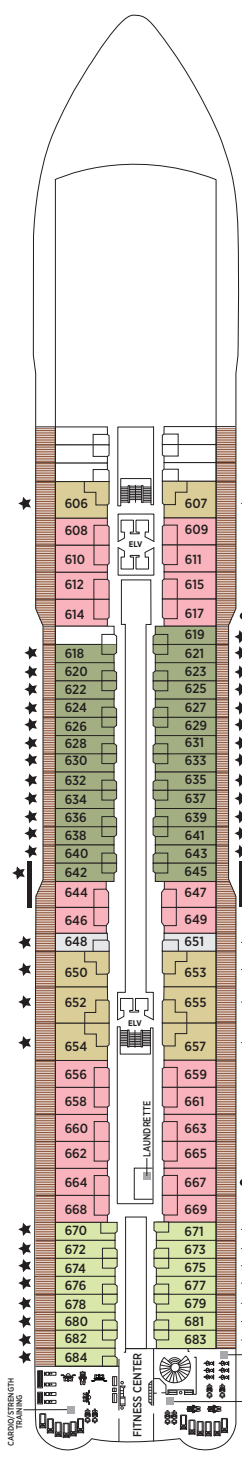
OVERALL LENGTH . . . 735 ft.  
 BEAM (WIDTH) . . . . . 102 ft.  
 DRAFT . . . . . 23 ft.  
 SUITES . . . . . 366  
 GUESTS . . . . . 732  
 CREW . . . . . 567 International  
 GUEST DECKS . . . . . 10  
 GROSS TONNAGE . . . . 55,500  
 CRUISING SPEED . . . . 19.5 Knots  
 SHIP'S REGISTRY . . . . Marshall Islands



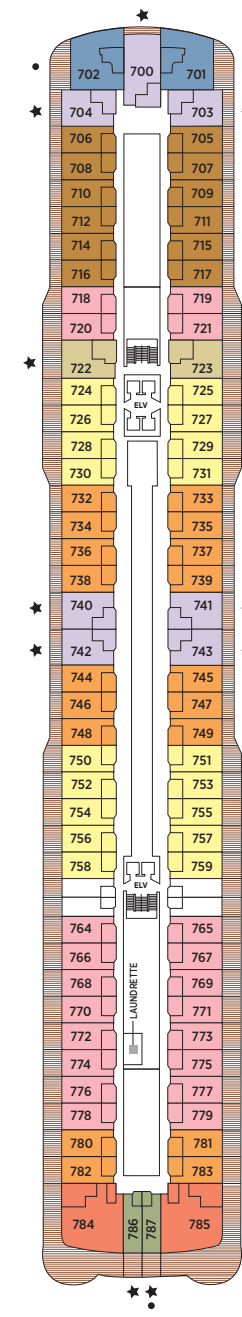
DECK 4



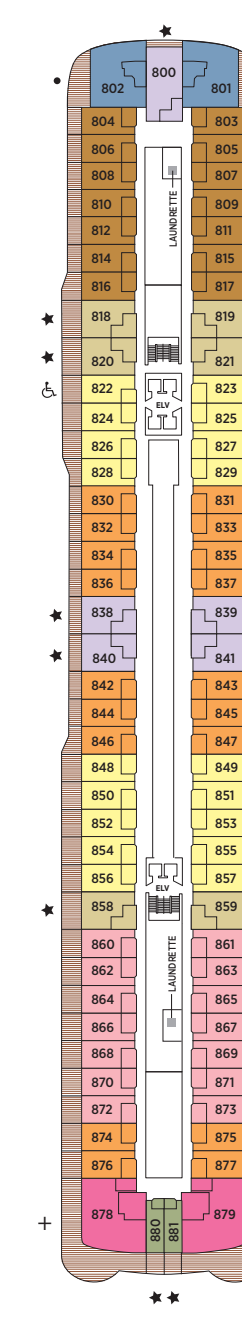
DECK 5



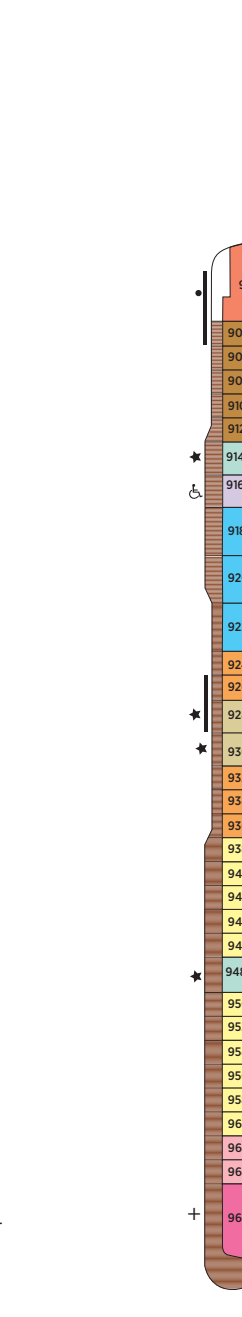
DECK 6



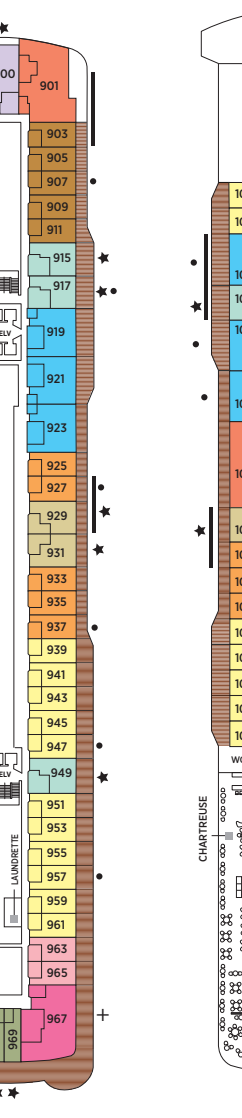
DECK 7



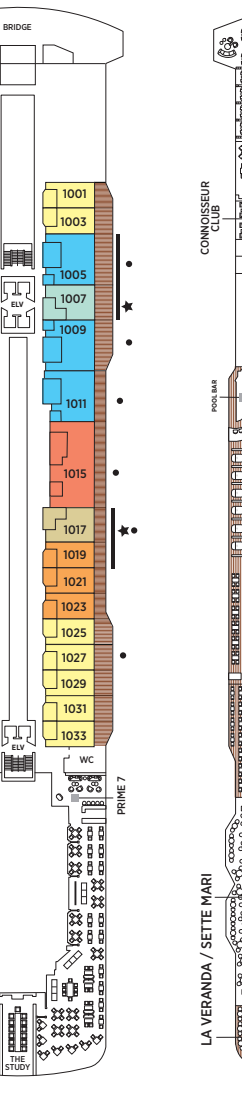
DECK 8



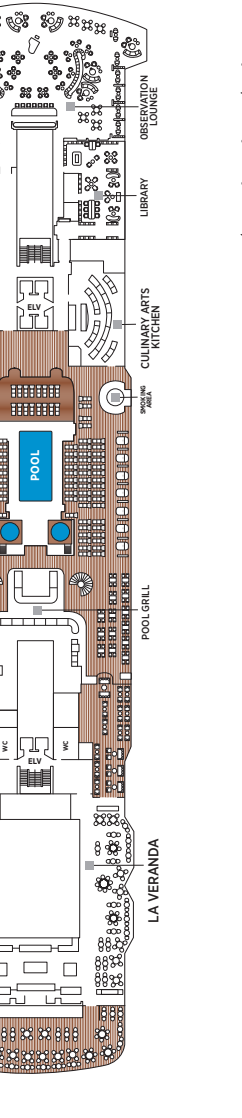
DECK 9



DECK 10



DECK 11



DECK 12



DECK 14

- RS REGENT SUITE
- MS MASTER SUITE
- GS GRAND SUITE
- GN GRANDEUR SUITE
- SS SEVEN SEAS SUITE
- A PENTHOUSE SUITE
- B PENTHOUSE SUITE
- C PENTHOUSE SUITE
- D CONCIERGE SUITE
- E CONCIERGE SUITE
- F1 SUPERIOR SUITE
- F2 SUPERIOR SUITE
- G1 DELUXE VERANDA SUITE
- G2 DELUXE VERANDA SUITE
- H VERANDA SUITE

- + 2-bedroom suite accommodates up to 6 guests
- Convertible sofa bed
- ♿ Wheelchair accessible suites 822, 823 and 916 have shower stall instead of bathtub

- Connecting suites
- ★ Bathroom features a glass-enclosed shower instead of bathtub in category A, B, C, G1, G2 and H

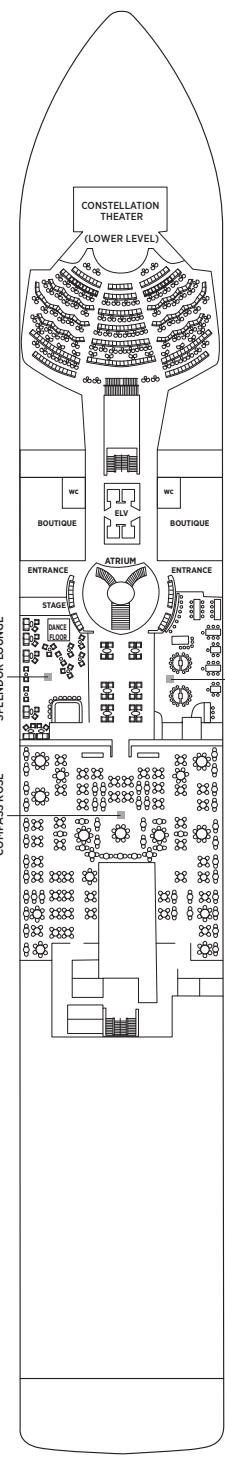
Up to one rollaway bed can be added to most suites, please inquire at time of booking.

# Seven Seas Splendor® DECK PLANS

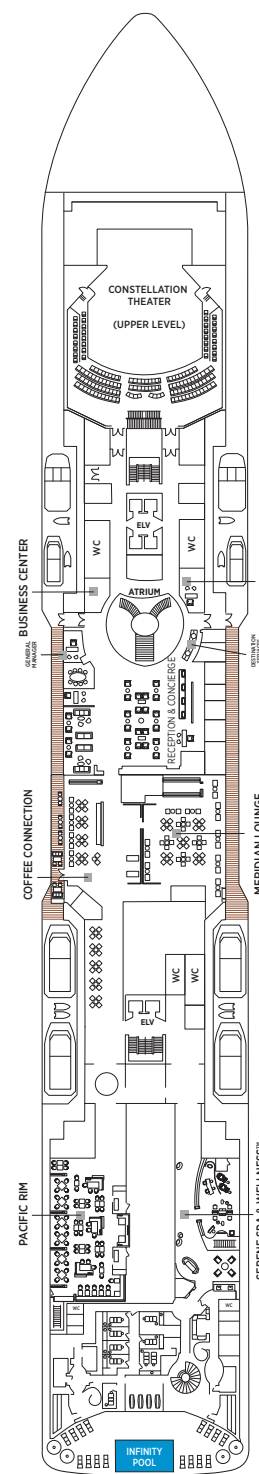


OVERALL LENGTH . . . 735 ft.  
 BEAM (WIDTH) . . . . . 102 ft.  
 DRAFT . . . . . 23 ft.  
 SUITES . . . . . 366  
 GUESTS . . . . . 732  
 CREW . . . . . 567 International  
 GUEST DECKS . . . . . 10  
 GROSS TONNAGE . . . . 55,498  
 CRUISING SPEED . . . . 19.5 Knots  
 SHIP'S REGISTRY . . . . Marshall Islands

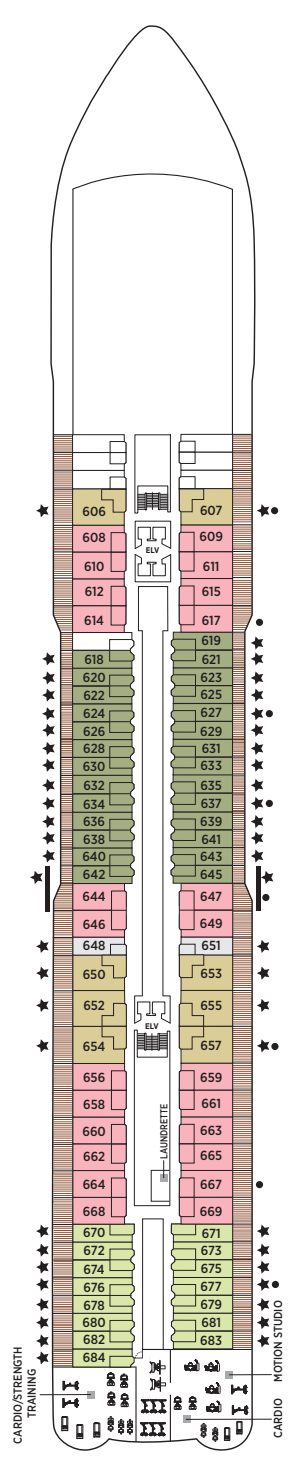
- |                     |                         |
|---------------------|-------------------------|
| RS REGENT SUITE     | D CONCIERGE SUITE       |
| MS MASTER SUITE     | E CONCIERGE SUITE       |
| GS GRAND SUITE      | F1 SUPERIOR SUITE       |
| SP SPLENDOR SUITE   | F2 SUPERIOR SUITE       |
| SS SEVEN SEAS SUITE | G1 DELUXE VERANDA SUITE |
| A PENTHOUSE SUITE   | G2 DELUXE VERANDA SUITE |
| B PENTHOUSE SUITE   | H VERANDA SUITE         |
| C PENTHOUSE SUITE   |                         |



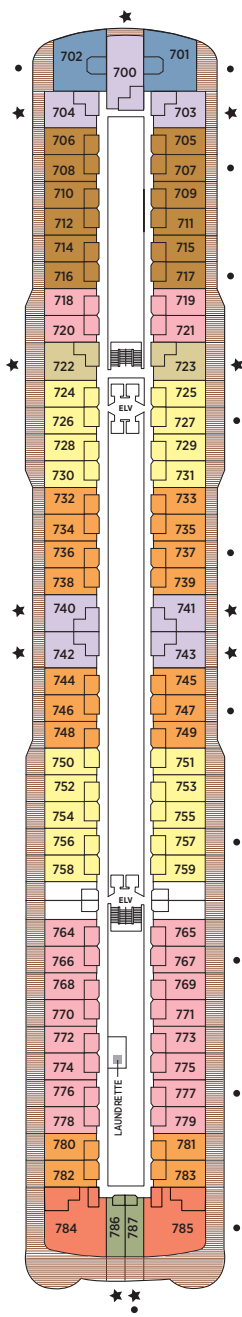
DECK 4



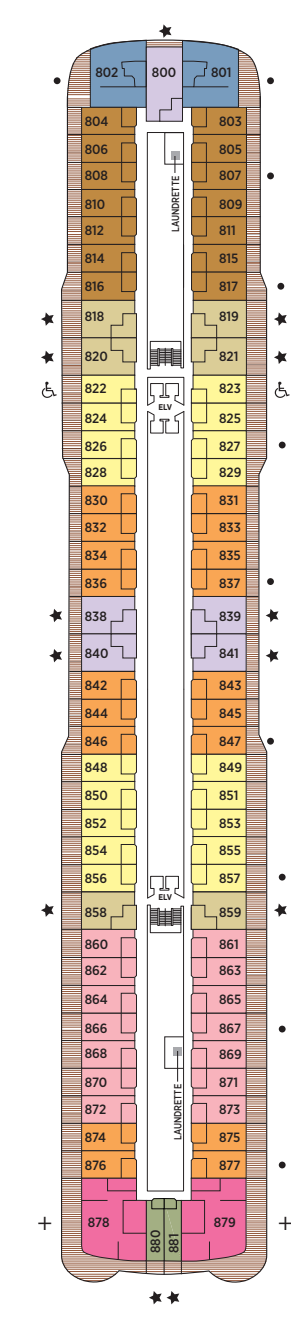
DECK 5



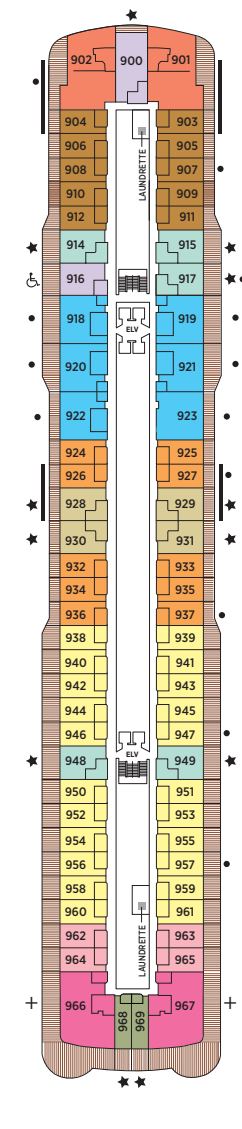
DECK 6



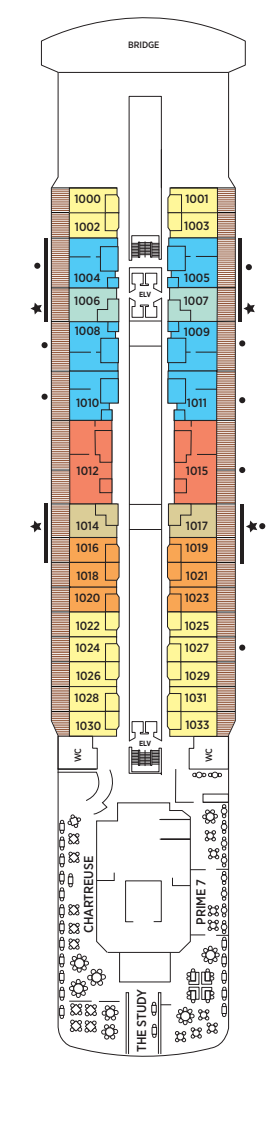
DECK 7



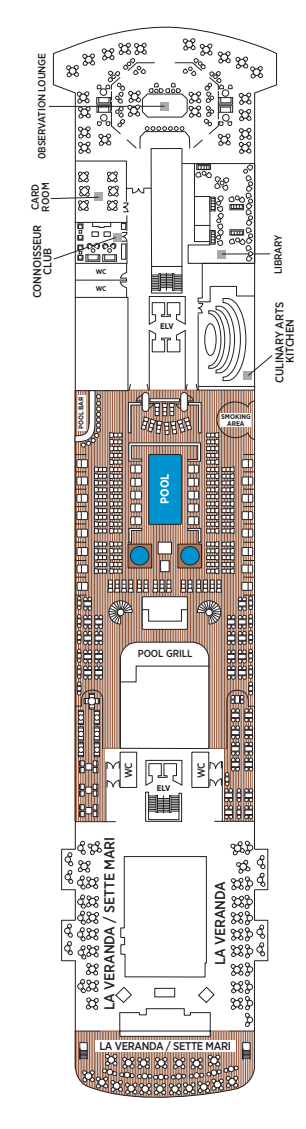
DECK 8




DECK 9



DECK 10



DECK 11



DECK 12



DECK 14

- + 2-bedroom suite accommodates up to 6 guests
- Convertible sofa bed
- ♿ Wheelchair accessible suites 822, 823 and 916 have shower stall instead of bathtub

- Connecting suites
- ★ Bathroom features a glass-enclosed shower instead of bathtub in category A, B, C, G1, G2 and H

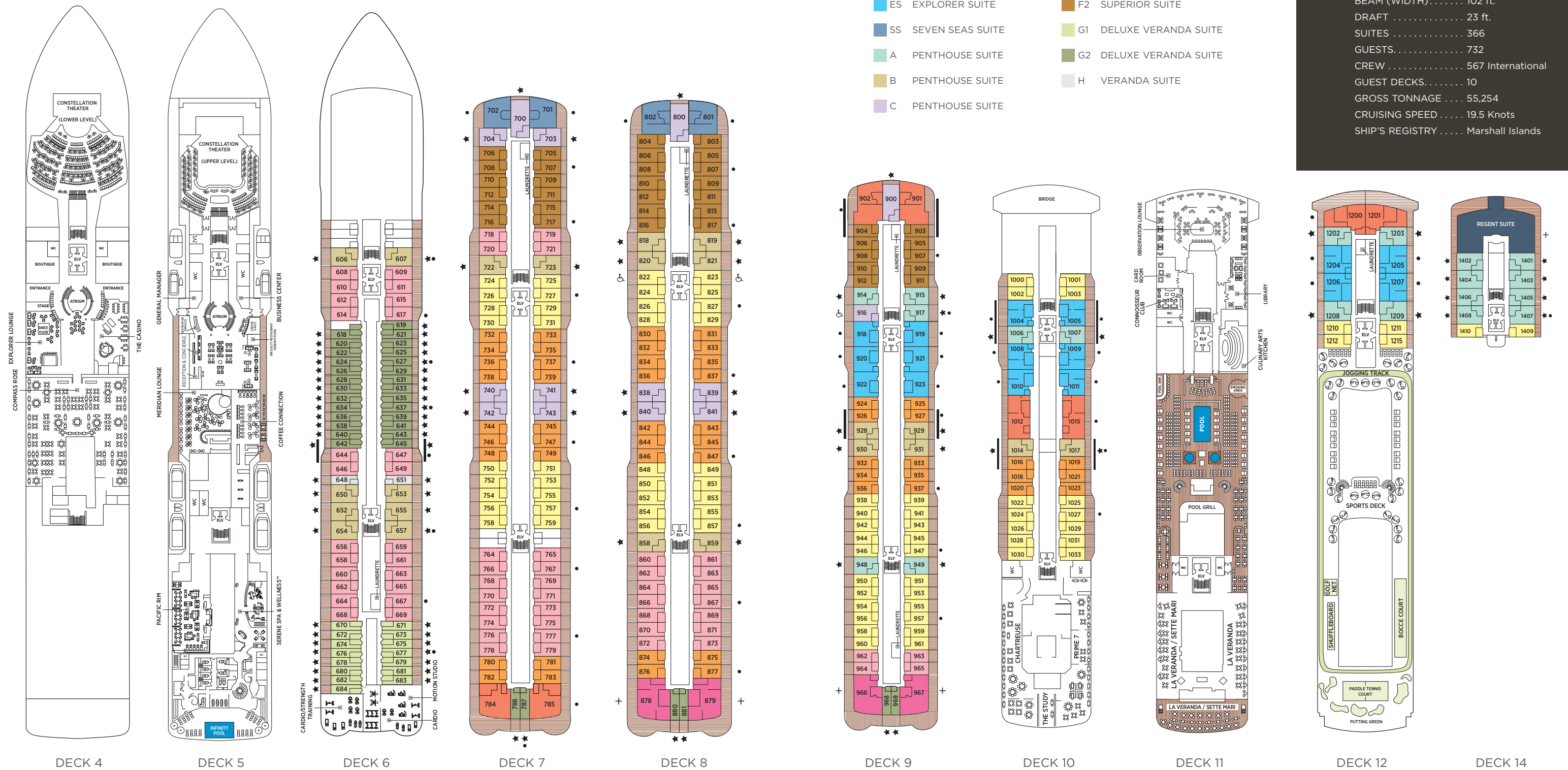
Up to one rollaway bed can be added to most suites, please inquire at time of booking.



# Seven Seas Explorer® DECK PLANS



OVERALL LENGTH . . . . . 735 ft.  
 BEAM (WIDTH) . . . . . 102 ft.  
 DRAFT . . . . . 23 ft.  
 SUITES . . . . . 366  
 GUESTS . . . . . 732  
 CREW . . . . . 567 International  
 GUEST DECKS . . . . . 10  
 GROSS TONNAGE . . . . . 55,254  
 CRUISING SPEED . . . . . 19.5 Knots  
 SHIP'S REGISTRY . . . . . Marshall Islands



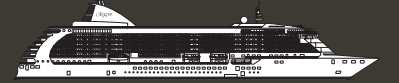
- |                     |                         |
|---------------------|-------------------------|
| RS REGENT SUITE     | D CONCIERGE SUITE       |
| MS MASTER SUITE     | E CONCIERGE SUITE       |
| GS GRAND SUITE      | F1 SUPERIOR SUITE       |
| ES EXPLORER SUITE   | F2 SUPERIOR SUITE       |
| SS SEVEN SEAS SUITE | G1 DELUXE VERANDA SUITE |
| A PENTHOUSE SUITE   | G2 DELUXE VERANDA SUITE |
| B PENTHOUSE SUITE   | H VERANDA SUITE         |
| C PENTHOUSE SUITE   |                         |

- + 2-bedroom suite accommodates up to 6 guests
- Convertible sofa bed
- ♿ Wheelchair accessible suites 822, 823 and 916 have shower stall instead of bathtub

- Connecting suites
- ★ Bathroom features a glass-enclosed shower instead of bathtub in category A, B, C, G1, G2 and H

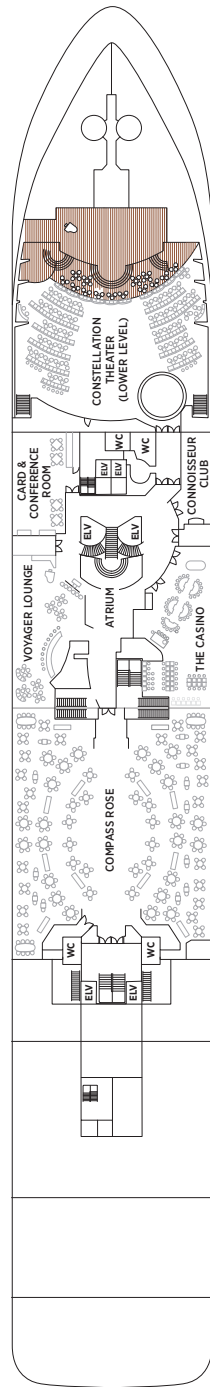
Up to one rollaway bed can be added to most suites, please inquire at time of booking.

# Seven Seas Voyager® DECK PLANS

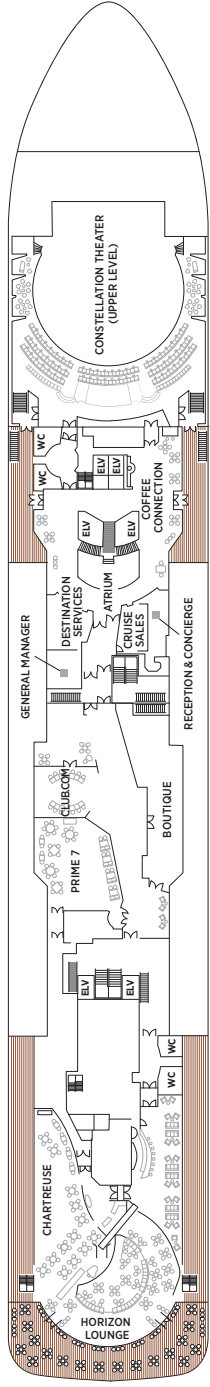


OVERALL LENGTH . . . . . 670 ft.  
 BEAM (WIDTH) . . . . . 94.5 ft.  
 DRAFT . . . . . 23 ft.  
 SUITES . . . . . 340  
 GUESTS . . . . . 680  
 CREW . . . . . 469 International  
 GUEST DECKS . . . . . 9  
 GROSS TONNAGE . . . . . 42,363  
 CRUISING SPEED . . . . . 20 Knots  
 SHIP'S REGISTRY . . . . . Bahamas

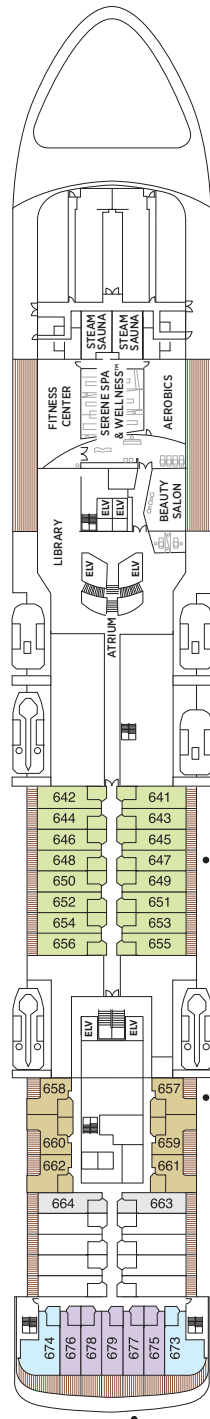
- MS MASTER SUITE
- GS GRAND SUITE
- VS VOYAGER SUITE
- SS SEVEN SEAS SUITE
- A PENTHOUSE SUITE
- B PENTHOUSE SUITE
- C PENTHOUSE SUITE
- D CONCIERGE SUITE
- E CONCIERGE SUITE
- F DELUXE VERANDA SUITE
- G DELUXE VERANDA SUITE
- H DELUXE VERANDA SUITE



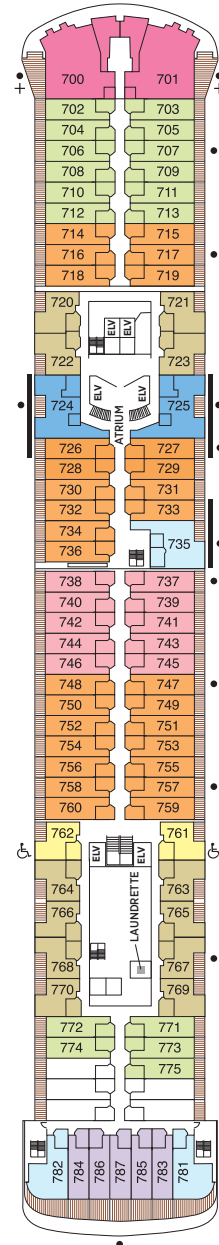
DECK 4



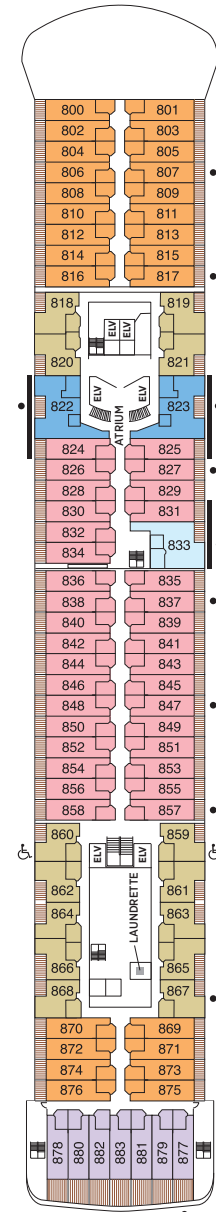
DECK 5



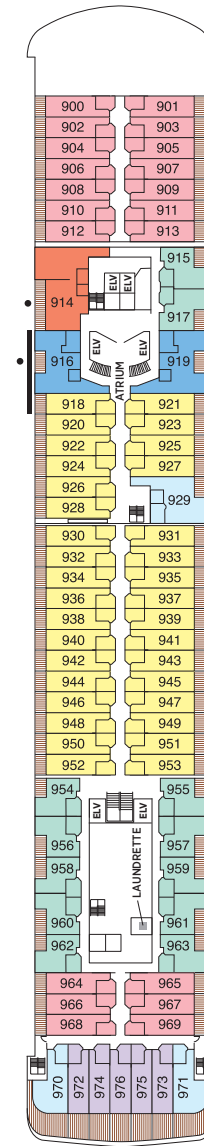
DECK 6



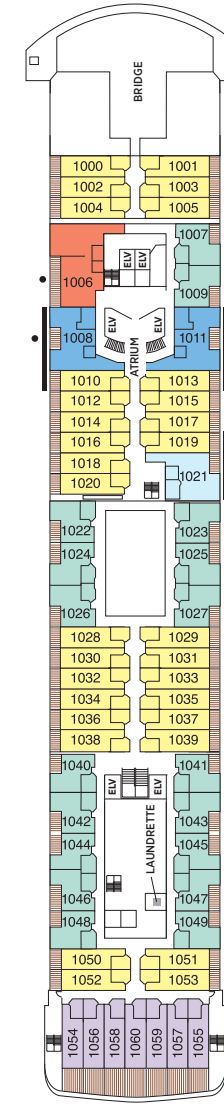
DECK 7



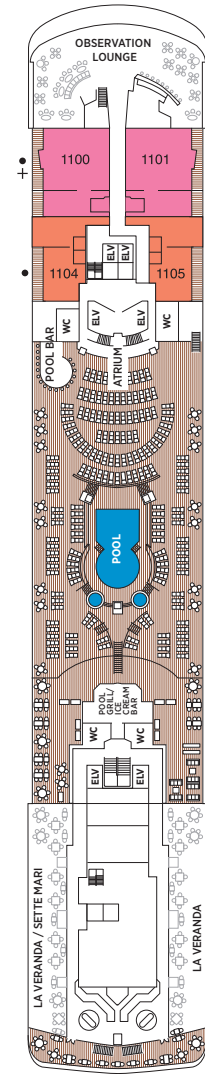
DECK 8



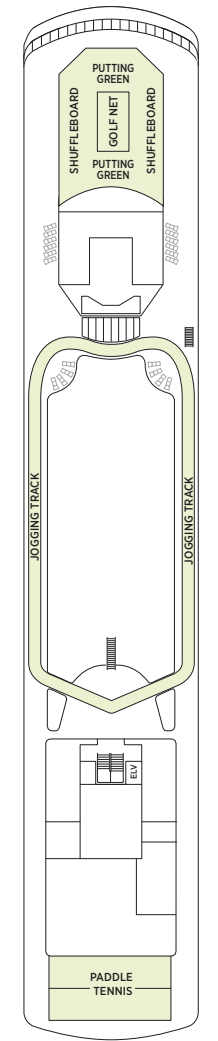
DECK 9



DECK 10



DECK 11




DECK 12

- + 2-bedroom suite accommodates up to 6 guests
- Convertible sofa bed
- ♿ Wheelchair accessible suites 761, 762, 859 and 860 have shower stall instead of bathtub
- Connecting suites

Up to one rollaway bed can be added to most suites, please inquire at time of booking.

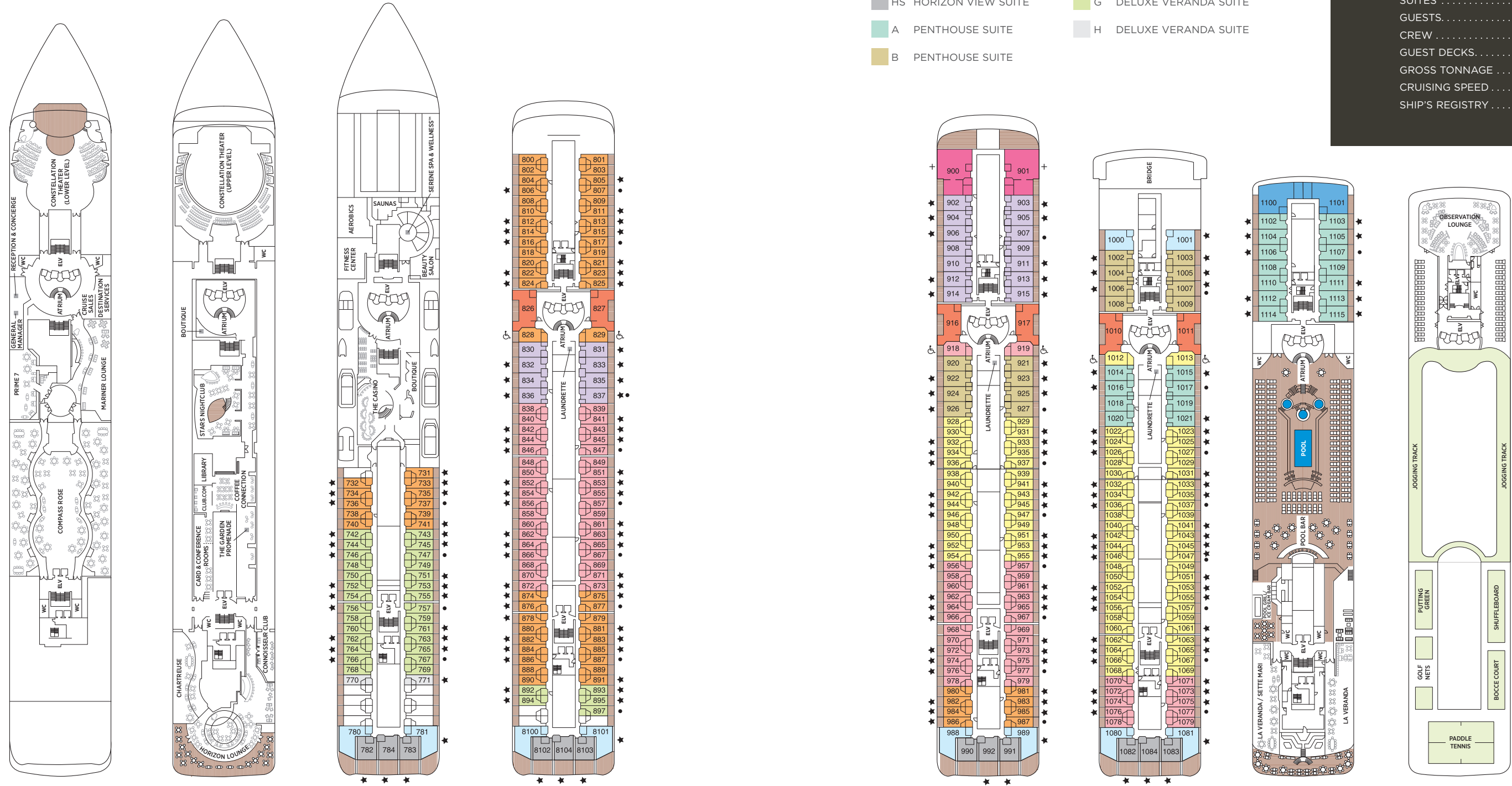


# Seven Seas Mariner® DECK PLANS



OVERALL LENGTH . . . 709 ft.  
 BEAM (WIDTH) . . . . . 93 ft.  
 DRAFT . . . . . 21 ft.  
 SUITES . . . . . 342  
 GUESTS . . . . . 684  
 CREW . . . . . 467 International  
 GUEST DECKS . . . . . 8  
 GROSS TONNAGE . . . . 48,075  
 CRUISING SPEED . . . . 20 Knots  
 SHIP'S REGISTRY . . . . Bahamas

- MS MASTER SUITE
- GS GRAND SUITE
- MN MARINER SUITE
- SS SEVEN SEAS SUITE
- HS HORIZON VIEW SUITE
- A PENTHOUSE SUITE
- B PENTHOUSE SUITE
- C PENTHOUSE SUITE
- D CONCIERGE SUITE
- E CONCIERGE SUITE
- F DELUXE VERANDA SUITE
- G DELUXE VERANDA SUITE
- H DELUXE VERANDA SUITE

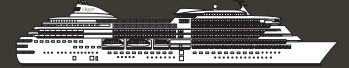


DECK 5      DECK 6      DECK 7      DECK 8      DECK 9      DECK 10      DECK 11      DECK 12

- + 2-bedroom suite accommodates up to 6 guests
- Convertible sofa bed
- ♿ Wheelchair accessible suites 828, 829, 918, 919, 1012 and 1013 have shower stall instead of bathtub
- ★ Bathroom features a glass-enclosed shower instead of bathtub

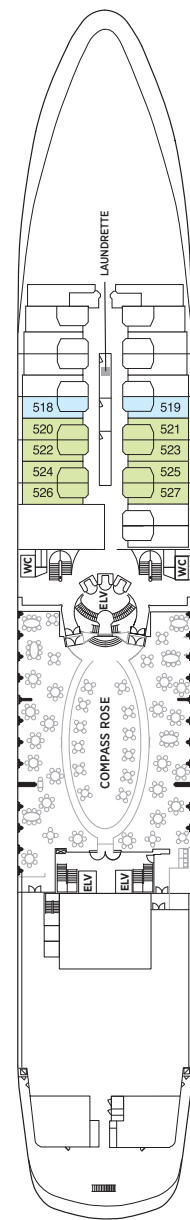
Up to one rollaway bed can be added to most suites, please inquire at time of booking.

# Seven Seas Navigator® DECK PLANS

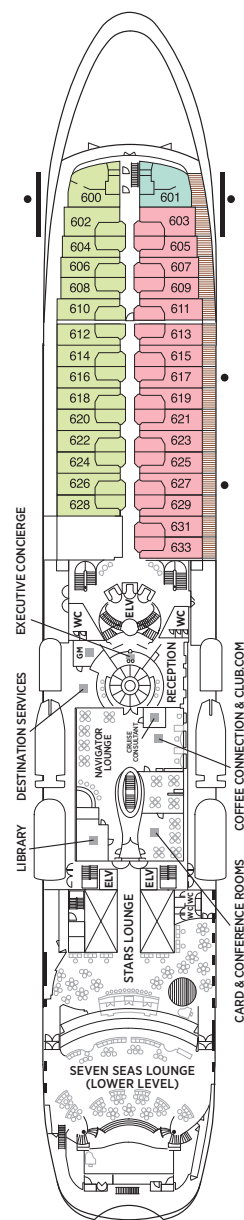


OVERALL LENGTH . . . . . 566 ft.  
 BEAM (WIDTH) . . . . . 81 ft.  
 DRAFT . . . . . 24 ft.  
 SUITES . . . . . 241  
 GUESTS . . . . . 482  
 CREW . . . . . 378 International  
 GUEST DECKS . . . . . 8  
 GROSS TONNAGE . . . . . 28,803  
 CRUISING SPEED . . . . . 20 Knots  
 SHIP'S REGISTRY . . . . . Bahamas

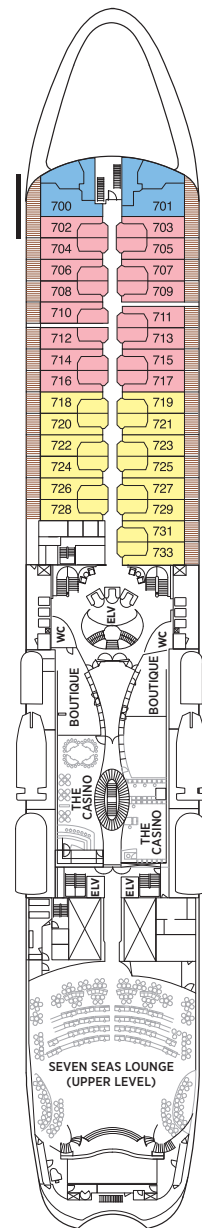
- MS MASTER SUITE
- GS GRAND SUITE
- NS NAVIGATOR SUITE
- A PENTHOUSE SUITE
- B PENTHOUSE SUITE
- C PENTHOUSE SUITE
- D CONCIERGE SUITE
- E DELUXE VERANDA SUITE
- F DELUXE VERANDA SUITE
- G DELUXE WINDOW SUITE
- H DELUXE WINDOW SUITE



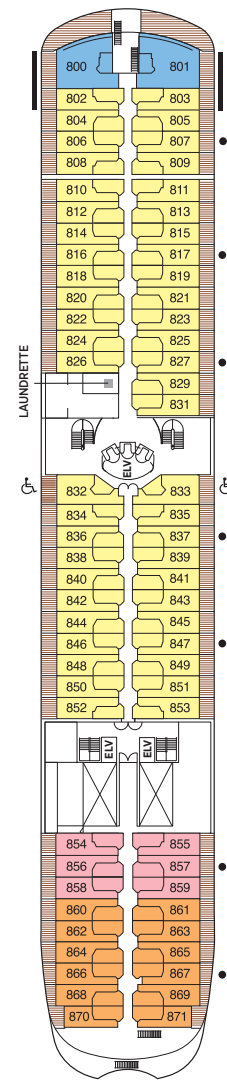
DECK 5



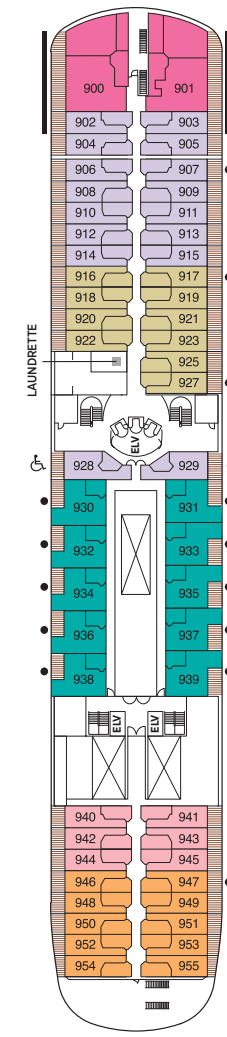
DECK 6




DECK 7



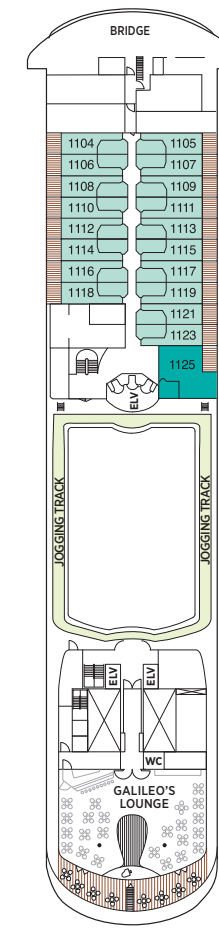
DECK 8



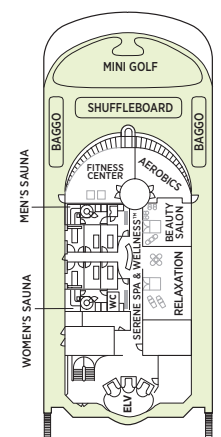
DECK 9



DECK 10



DECK 11



DECK 12

- Convertible sofa bed
- ♿ Wheelchair accessible suites 832, 833, 928, and 929 have shower stall instead of bathtub
- Connecting suites

Up to one rollaway bed can be added to most suites, please inquire at time of booking.